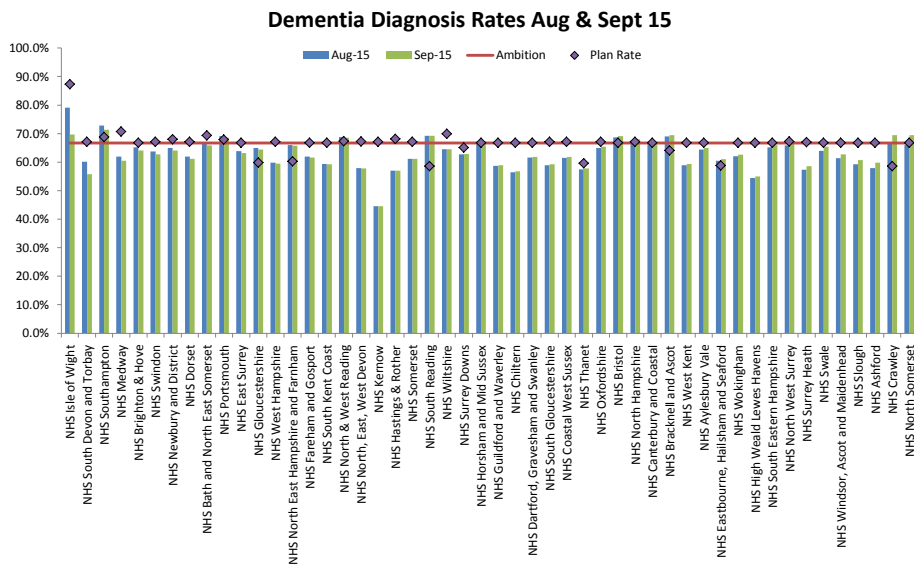


# Dementia Diagnosis Rates

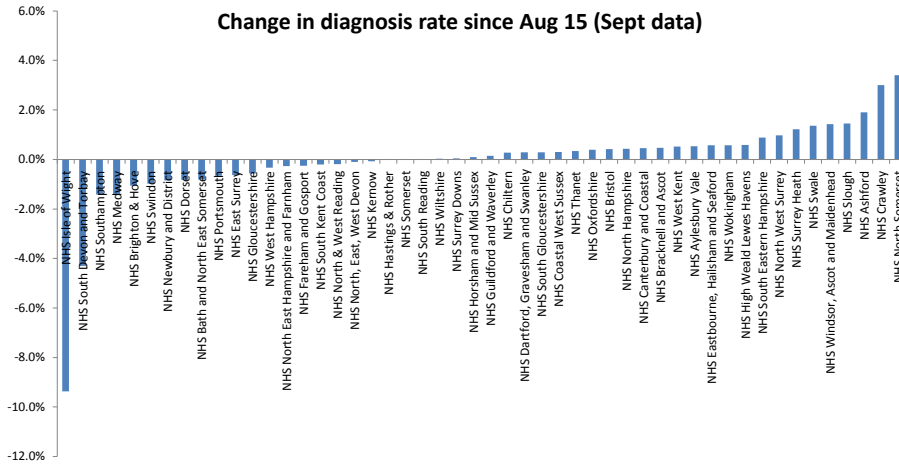
August and September 2015

Regional Comparison

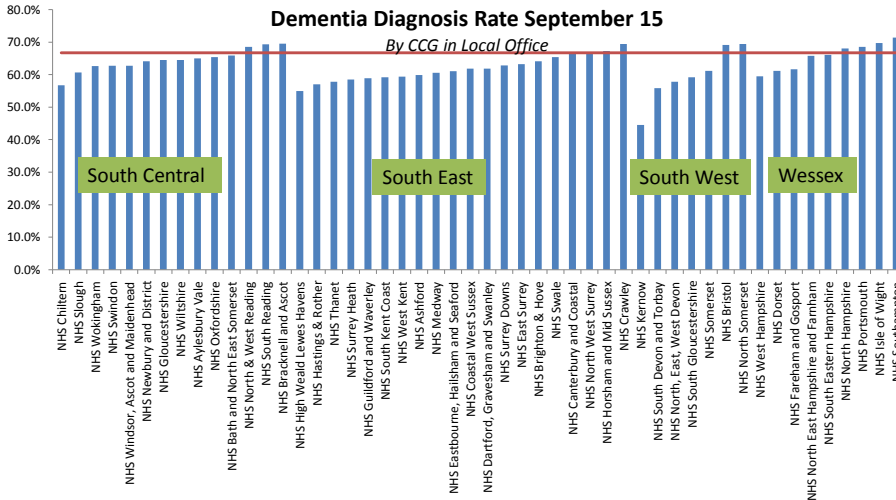
## South



# South



The highest performing CCG in the South in August, IoW, dropped by the largest amount (-9.4%). North Somerset improved by the most (3.4%). Overall, 26 CCGs improved on their Aug position, just over half of all CCGs in the region.



Overall in the South, 13 out of 50 CCGs met the national ambition rate of 66.7%. This equates to 26% of CCGs in the South. Of the CCGs meeting this standard, 3 were in South Central, 4 were in South East, 2 were in South West and 4 were in Wessex. Hence the proportion of CCGs meeting the standard by Local Office is 21%, 20%, 29% and 44% respectively. The variation of diagnosis rates among CCGs in the South is 26.9 percentage points.

## Data Caveats

- Some CCGs have queried their results as they do not think all of their practices are submitting data
- We have already queried practices in the South West, some have not submitted since March 15
- The main reasons why practices appear to have not submitted to the latest collection in September include:
  - A) Not signing up to CQRS
  - B) Rejecting the collection on CQRS
  - C) System used in the practice is incompatible with GPES according to HSCIC
  - D) GPES extract was attempted but failed due to a system failure
- Some practices do show as submitting in September but their registers are oddly low-this is the case in Kernow
- If specific CCGs are concerned, we have a list of next steps to take from Anthony Harris (Senior Analytical Lead - Policy and Commissioning). They mainly involve going back to HSCIC to query the raw data extract