



# SW IAPT Access Rates Quarter 1 2015/16

CCG	Annualised Access Rate 14/15	April	May	June	Quarter 1 Total
B&NES CCG	17.81%	1.30%	1.20%	1.74%	4.24%
Bristol CCG	13.21%	1.25%	0.88%	0.99%	3.12%
Gloucestershire CCG	13.34%	2.16%	1.25%	1.89%	5.30%
Kernow CCG	20.57%	1.89%	1.53%	1.95%	5.37%
North Somerset CCG	10.25%	0.94%	1.18%	1.26%	3.38%
Somerset CCG	13.71%	1.21%	1.07%	1.70%	3.98%
South Glouc CCG	15.14%	1.08%	1.06%	1.42%	3.56%
Swindon CCG	28.00%	2.57%	2.35%	2.37%	7.29%
Wiltshire CCG	24.83%	2.06%	1.93%	2.27%	6.26%
NEW Devon CCG	11.61%	1.01%	0.97%	1.04%	3.02%
South Devon & Torbay CCG	13.80%	1.19%	1.31%	1.16%	3.66%
<b>SW TOTAL</b>	<b>15.70%</b>	<b>1.50%</b>	<b>1.26%</b>	<b>1.55%</b>	<b>4.31%</b>




# SW IAPT Recovery Rates Quarter 1 2015/16

CCG	Annualised Access Rate 14/15	April	May	June	Quarter 1 Total
B&NES CCG	44%	68%	62%	67%	65%
Bristol CCG	32%	36%	37%	43%	39%
Gloucestershire CCG	31%	19%	18%	21%	19%
Kernow CCG	40%	43%	43%	43%	43%
North Somerset CCG	46%	42%	50%	54%	49%
Somerset CCG	50%	57%	49%	57%	54%
South Glouc CCG	34%	51%	46%	44%	47%
Swindon CCG	42%	48%	51%	52%	50%
Wiltshire CCG	43%	51%	49%	52%	51%
NEW Devon CCG	42%	43%	43%	39%	41%
South Devon & Torbay CCG	45%	49%	42%	42%	45%
SW TOTAL	40%	41%	41%	42%	41%




# SW IAPT Reliable Improvement Rates Quarter 1 2015/16

CCG	Annualised Reliable Improvement Rate	April	May	June	Quarter 1 Total
B&NES CCG	54%	62%	64%	58%	61%
Bristol CCG	53%	55%	54%	63%	58%
Gloucestershire CCG	47%	27%	29%	34%	30%
Kernow CCG	59%	62%	61%	63%	62%
North Somerset CCG	63%	53%	60%	64%	59%
Somerset CCG	69%	70%	70%	72%	71%
South Glouc CCG	54%	64%	61%	65%	64%
Swindon CCG	52%	58%	53%	56%	55%
Wiltshire CCG	54%	54%	54%	56%	55%
NEW Devon CCG	58%	60%	57%	57%	58%
South Devon & Torbay CCG	62%	60%	63%	60%	61%
SW TOTAL	57%	55%	55%	57%	56%




# SW IAPT Access Rates Quarter 1 2015/16

Percentage of patients having first treatment within 6 weeks of referral (target 75%)				
CCG	April	May	June	Quarter 1 Total
B&NES CCG	89%	82%	73%	80%
Bristol CCG	88%	80%	91%	87%
Gloucestershire CCG	90%	91%	91%	91%
Kernow CCG	94%	95%	97%	95%
North Somerset CCG	98%	93%	90%	93%
Somerset CCG	90%	84%	91%	89%
South Glouc CCG	95%	88%	92%	91%
Swindon CCG	98%	100%	98%	99%
Wiltshire CCG	97%	97%	96%	97%
NEW Devon CCG	93%	93%	95%	94%
South Devon & Torbay CCG	91%	93%	95%	93%
SW TOTAL	93%	91%	93%	92%




# SW IAPT Access Rates Quarter 1 2015/16

Percentage of patients having first treatment within 18 weeks of referral (target 95%)				
CCG	April	May	June	Quarter 1 Total
B&NES CCG	100%	98%	99%	99%
Bristol CCG	99%	99%	100%	100%
Gloucestershire CCG	99%	98%	100%	99%
Kernow CCG	100%	100%	100%	100%
North Somerset CCG	100%	98%	98%	99%
Somerset CCG	100%	99%	99%	100%
South Glouc CCG	100%	100%	100%	100%
Swindon CCG	100%	100%	100%	100%
Wiltshire CCG	100%	100%	100%	100%
NEW Devon CCG	100%	100%	100%	100%
South Devon & Torbay CCG	100%	100%	100%	100%
SW TOTAL	100%	99%	100%	100%




# SW IAPT Waits from 1<sup>st</sup> to 2<sup>nd</sup> Treatment Quarter 1 2015/16

Waits from 1 <sup>st</sup> to 2 <sup>nd</sup> appointment that are over 28 days				
CCG	April	May	June	Quarter 1 Total
B&NES CCG	74%	38%	28%	31%
Bristol CCG	57%	44%	55%	48%
Gloucestershire CCG	48%	22%	26%	23%
Kernow CCG	30%	22%	24%	24%
North Somerset CCG	31%	14%	27%	20%
Somerset CCG	90%	82%	52%	53%
South Glouc CCG	59%	47%	64%	48%
Swindon CCG	44%	25%	16%	18%
Wiltshire CCG	51%	34%	26%	25%
NEW Devon CCG	22%	13%	14%	14%
South Devon & Torbay CCG	13%	8%	8%	8%
SW TOTAL	42%	29%	29%	27%



# SW IAPT Waits from 1<sup>st</sup> to 2<sup>nd</sup> Treatment Quarter 1 2015/16

Waits from 1 <sup>st</sup> to 2 <sup>nd</sup> appointment that are over 90 days				
CCG	April	May	June	Quarter 1 Total
B&NES CCG	8%	6%	4%	4%
Bristol CCG	12%	14%	11%	11%
Gloucestershire CCG	7%	4%	9%	6%
Kernow CCG	1%	1%	3%	2%
North Somerset CCG	3%	0%	0%	1%
Somerset CCG	26%	24%	17%	16%
South Glouc CCG	8%	9%	12%	8%
Swindon CCG	5%	6%	2%	3%
Wiltshire CCG	7%	8%	5%	5%
NEW Devon CCG	3%	2%	3%	2%
South Devon & Torbay CCG	0%	0%	0%	0%
SW TOTAL	6%	6%	6%	5%



# SW IAPT Providers Data Quality

Percentage of data items submitted with valid values, grouped by provider first			
Provider	April	May	June
Outlook South West	81%	81%	82%
Lift Psychology Swindon	85%	86%	85%
Plymouth Community Healthcare	80%	81%	80%
Somerset Partnership Foundation Trust	70%	69%	68%
Cornwall Partnership Foundation Trust	75%	80%	79%
2gether NHS Foundation Trust	53%	54%	56%
Avon & Wiltshire Mental Health Partnership	77%	79%	77%
Devon Partnership NHS Trust	64%	64%	64%

