

South West Pathway for

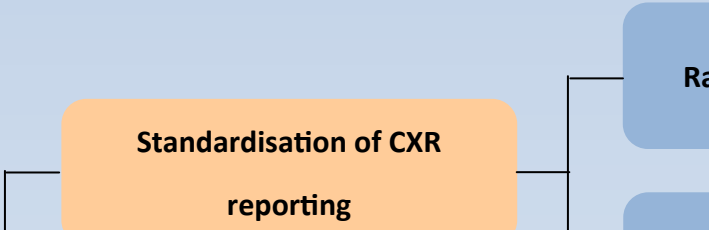
An iterative approach to implement the National Cancer Pathway (NOLCP) initiative in South West Cancer Alliances using the South West

AIM

South West (SW) Cancer Alliances aimed to introduce a standardised appointment, in accordance with the early diagnosis pathway, for 4,256,982, who receive cancer services from 13 South West Cancer Alliances, to improve survival and improved quality of life. The SW Alliance aims to improve diagnosis improving the outcomes for patients and

METHODOLOGY

CXR reporting tool agreed across providers.	Agreement for all
---	-------------------



for Lung Cancer (SWPLC)

Implementation of the National Optimal Lung Cancer Pathway (NOLCP) diagnostic phase across 2 Cancer Alliances Reporting Tool (SWRT)

to reproduce the SW Alliances' Rapid Diagnostic Pathway for Lung Cancer in the diagnostic phase of the National Optimal Lung Cancer Pathway (NOLCP) across 13 Acute Providers and Chest X-rays at 47 locations, experienced in the SW Alliances' Rapid Diagnostic Pathway for lung cancer aims to increase efficiency and reducing the numbers of patients diagnosed via emergency services.

Agreement to provide same day walk-in access to Chest X-rays – funding to reduce backlog.

Agreement to provide reflex CT scans for Chest X-rays coded CX3.

Imaging Reporting Tool

Review of CXR codes CX1,2,3 and routing practice between local pathways.



Peninsula Cancer Alliance SWAG Cancer Alliance

Cancer (GP → chest X-ray → CT → Outpatient
NOLCP) in 2018. In order that our population of
receive faster diagnosis, earlier interventions that extend
to increase the percentage of lung cancer staged 1&2 at
hospital admission.

Planning for all

Pathways locally determined with different ap-
proaches taken.

to diagnosis of new lung cancers and sharing of best

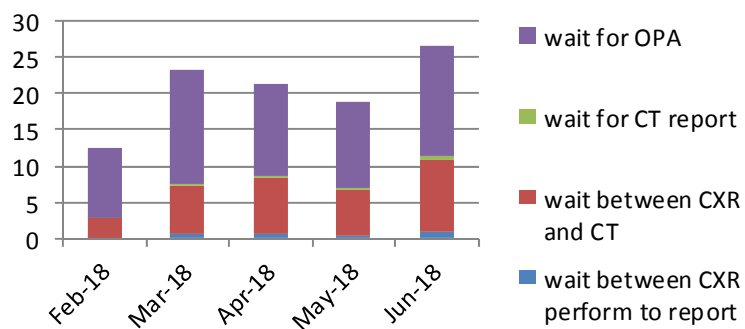
All Lung Cancers to be diagnosed through reflex CT pathway

Same day walk-in access to CXR

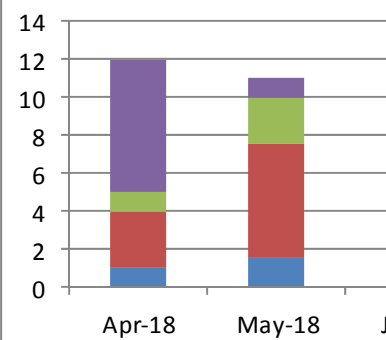
Reflex CT for CX3

OUTCOMES

Salisbury NHS Foundation Trust



Royal United NHS Found



enchmarking of CXR codes

ding to reduce CXR and CT

laboration between local
CXR providers

Radiology Decision Tool fo

Code	Result	Rad
CXK1	Normal (if the report notes details of anomalies that are not clinically significant, this will be clearly documented).	Report
CXK2	Abnormal pathology of uncertain significance	Report
CXK3	Abnormal pathology	Report and Coordination

Acute Provider's Timed Pathway Steps